

Google Form of Student Evaluation and Response Analysis:

The screenshot shows the 'Responses' tab of a Google Form titled '2PJO - IIPR Faculty Evaluation Form'. The interface includes a top navigation bar with 'Questions', 'Responses' (39), and 'Settings' tabs. A 'Send' button and a user profile icon are also visible. The main content area displays a list of email addresses under the heading 'Who has responded?'. A purple bar at the bottom of the list contains the text 'IIPR Faculty Evaluation'. A help icon is located in the bottom right corner.

2PJO - IIPR Faculty Evaluation Form

Questions Responses 39 Settings

Who has responded?

Email

- vidya.sreethota@iipr.in
- crystal.sunshinedourjere@iipr.in
- maria.catherineyesiah@iipr.in
- harshini.pv@iipr.in
- trisha.akula@iipr.in
- vaishali@iipr.in
- mahima.k@iipr.in
- tashwini.prakasha@iipr.in
- ...

IIPR Faculty Evaluation

Subject: Psychology Theory

Faculty Name

89 responses

Copy




Ms. Mridula. V. Kulkarni

1. The teacher is Punctual and Regular to classes.

39 responses

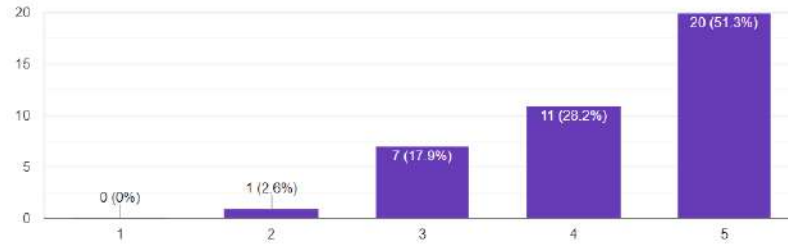
Copy



2. The teacher is efficient at management of class time and completion of course requirements.

Copy

39 responses



3. The teacher demonstrates good Subject Knowledge, able to demonstrate the Application Value and can handle student queries effectively.

Copy

39 responses



11. Qualities about the teacher that are highly appreciable:

8 responses

Very approachable

-

Very friendly and approachable

Patient

The kind and calm behavior.

Effective way of teaching

On time to class

Calm

12. Areas that teacher needs to improve:

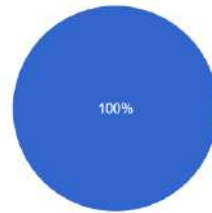
5 responses

-



Faculty Name
47 responses

Copy

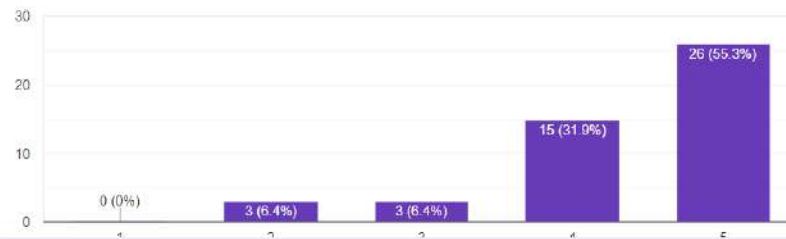


● Dr. Sunita K Damodar

1. The teacher is Punctual and Regular to classes.

47 responses

Copy



STUDENT EVALUATION – September 2021

Dr. Beena Daliya R:

| | 1 | 2 | 3 | 4 | 5 | 6 | 7 | 8 | 9 | 10 |
|----------------------|------|------|------|------|------|------|------|------|------|------|
| 2 MPC | 4.70 | 4.67 | 4.64 | 4.56 | 4.56 | 4.67 | 4.66 | 4.69 | 4.57 | 4.64 |
| 2 MPS | - | - | - | - | - | - | - | - | - | - |
| 3 MPC | 4.08 | 4.11 | 3.86 | 3.44 | 3.56 | 3.78 | 3.81 | 3.86 | 3.47 | 3.78 |
| 3 MPS | 4.35 | 4.30 | 4.21 | 3.86 | 4.00 | 4.12 | 4.09 | 4.26 | 3.81 | 3.98 |
| 4 MPC | 4.28 | 4.08 | 3.94 | 3.76 | 3.81 | 3.85 | 3.93 | 3.93 | 3.54 | 4.18 |
| 4 MPS | 4.88 | 4.82 | 4.84 | 4.84 | 4.84 | 4.86 | 4.84 | 4.82 | 4.80 | 4.84 |
| Average | 4.46 | 4.40 | 4.30 | 4.09 | 4.15 | 4.26 | 4.27 | 4.31 | 4.04 | 4.28 |
| Overall Score | 4.26 | | | | | | | | | |

1. The teacher is punctual and regular to classes.
2. The teacher is efficient at management of class time and completion of course requirements.
3. The teacher demonstrates good Subject Knowledge, able to demonstrate the Application Value and can handle student queries effectively.
4. The teacher is able to generate and sustain Students Interest in the subject.
5. The teacher adds value to every class/topic by good reference work, research, sharing of personal/ professional experiences.
6. The teacher has appropriate teaching skills and communication ability.
7. The teacher has good ability for class control and management.
8. The teacher is approachable and maintains healthy professional relationship with students.
9. The teacher is a suitable Professional and Personal Role Model for me.
10. The overall effectiveness of the teacher is appreciable.

Peer Evaluation:

IIPR Peer Evaluation Form - Teaching Staff

Send

Questions Responses Settings

Section 1 of 20

IIPR Peer Evaluation: Teaching Staff

As part of the requirements of the Performance Management System at IIPR, you are hereby requested to fill up this Peer Evaluation Form by providing objective information that could be used for training and development of your Peer Faculty. The information given by you will be kept strictly confidential. It is mandatory for you to complete this process.

All the section is mandatory to submit the form

This form is automatically collecting emails from all respondents. [Change settings](#)

After section 1 Continue to next section

Section 2 of 20

IIPR Peer Evaluation Form

Description (optional)

Faculty Name *

Questions Responses 18 Settings

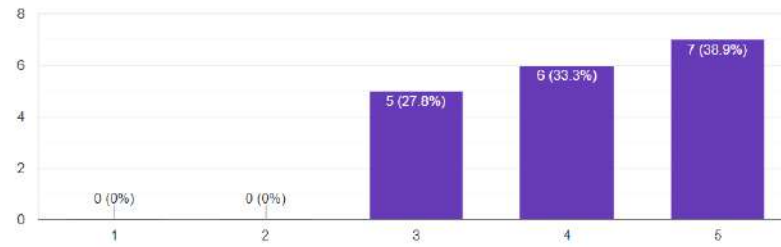
18 responses



1. Personal Impression From Interaction

Copy

18 responses



**CONSOLIDATED STAFF
ATTENDANCE 2020-21**

August 2020 - July 2021

| Sl. No. | Emp ID | Name | P | WFH | OD | Total Days Worked | S | GH | Off Days / Band h | VL/ Comp Off / Saturdays | CL | CL for Late Logins | RH | SCL /CO NT. L | LOP | Total Leaves | Grand Total | Actual Days (Excluding Late Logins) |
|---------|--------|-------------------|-------|-------|------|-------------------|------|------|-------------------|--------------------------|------|--------------------|-----|---------------|------|--------------|-------------|-------------------------------------|
| 1 | 1401 | Dr. Elizabeth | 153.0 | 78.5 | 6.0 | 237.5 | 52.0 | 14.0 | 0.0 | 53.0 | 8.5 | 0.5 | 0.0 | 0.0 | 0.0 | 128.0 | 365.5 | 365.0 |
| 2 | 1414 | Dr. Sunita | 128.5 | 90.0 | 5.0 | 223.5 | 52.0 | 14.0 | 0.0 | 62.0 | 7.5 | 2.5 | 0.0 | 2.0 | 4.0 | 144.0 | 367.5 | 365.0 |
| 3 | 1527 | Dr. Beena Daliya | 124.0 | 104.0 | 5.5 | 233.5 | 52.0 | 14.0 | 0.0 | 61.0 | 4.5 | 1.5 | 0.0 | 0.0 | 0.0 | 133.0 | 366.5 | 365.0 |
| 4 | 1861 | Mr. Nachiketh B | 126.5 | 100.5 | 6.0 | 233.0 | 52.0 | 14.0 | 0.0 | 61.5 | 4.5 | 0.0 | 0.0 | 0.0 | 0.0 | 132.0 | 365.0 | 365.0 |
| 5 | 1872 | Dr. Chetna | 113.5 | 24.0 | 5.0 | 142.5 | 35.0 | 11.0 | 0.0 | 44.5 | 7.0 | 0.0 | 0.0 | 0.0 | 3.0 | 100.5 | 243.0 | 243.0 |
| 6 | 1874 | Dr. Nethravathi R | 136.0 | 91.0 | 9.5 | 236.5 | 52.0 | 14.0 | 0.0 | 55.5 | 7.0 | 0.5 | 0.0 | 0.0 | 0.0 | 129.0 | 365.5 | 365.0 |
| 7 | 1981 | Ms. Sandhya S | 119.0 | 105.5 | 1.0 | 225.5 | 52.0 | 14.0 | 0.0 | 56.0 | 8.0 | 5.5 | 0.0 | 4.0 | 5.5 | 145.0 | 370.5 | 365.0 |
| 8 | 1987 | Ms.Pallavi KP | 112.5 | 27.0 | 1.0 | 140.5 | 31.0 | 10.0 | 0.0 | 34.0 | 4.5 | 4.0 | 0.0 | 0.0 | 1.0 | 84.5 | 225.0 | 221.0 |
| 9 | 2097 | Mrs.Nida Bushra | 103.0 | 25.0 | 0.5 | 128.5 | 31.0 | 10.0 | 0.0 | 34.0 | 7.5 | 0.0 | 0.0 | 0.0 | 1.0 | 83.5 | 212.0 | 212.0 |
| 10 | 20107 | Ms. Sherin Lee | 128.5 | 94.0 | 0.0 | 222.5 | 49.0 | 13.0 | 0.0 | 50.0 | 10.0 | 2.5 | 0.0 | 0.0 | 1.5 | 126.0 | 348.5 | 346.0 |
| 11 | 20110 | Dr. Palanisamy V | 118.0 | 100.0 | 2.5 | 220.5 | 47.0 | 14.0 | 0.0 | 43.5 | 9.5 | 1.0 | 0.0 | 0.0 | 0.5 | 115.5 | 336.0 | 335.0 |
| 12 | 20104 | Ms. Anisha T | 147.0 | 79.5 | 1.5 | 228.0 | 49.0 | 14.0 | 0.0 | 52.0 | 2.0 | 0.0 | 0.0 | 0.0 | 1.0 | 118.0 | 346.0 | 346.0 |
| 13 | 20103 | Ms. Mridula V | 136.5 | 91.5 | 1.5 | 229.5 | 49.0 | 14.0 | 0.0 | 51.0 | 2.5 | 0.0 | 0.0 | 0.0 | 0.0 | 116.5 | 346.0 | 346.0 |
| 14 | 21113 | Mrs.Shikha | 9.5 | 79.5 | 0.0 | 89.0 | 15.0 | 3.0 | 0.0 | 0.0 | 0.0 | 0.0 | 0.0 | 1.0 | 0.0 | 19.0 | 108.0 | 108.0 |
| 15 | 21114 | Mr.Varghese | 7.5 | 70.0 | 0.0 | 77.5 | 15.0 | 3.0 | 0.0 | 0.0 | 3.5 | 0.0 | 0.0 | 2.5 | 6.5 | 30.5 | 108.0 | 108.0 |
| 16 | 21115 | Mrs.Anurekha T K | 9.5 | 70.5 | 0.0 | 80.0 | 15.0 | 3.0 | 0.0 | 0.0 | 3.5 | 0.0 | 0.0 | 2.5 | 4.0 | 28.0 | 108.0 | 108.0 |
| 17 | 1654 | Mr. Emmanuel W | 139.0 | 69.0 | 12.0 | 220.0 | 50.0 | 14.0 | 0.0 | 80.0 | 1.0 | 1.0 | 0.0 | 0.0 | 0.0 | 146.0 | 366.0 | 365.0 |
| 18 | 1757 | Mrs. Jewel | 80.0 | 98.0 | 10.0 | 188.0 | 47.5 | 14.0 | 0.0 | 64.0 | 13.0 | 0.0 | 0.0 | 2.0 | 36.5 | 177.0 | 365.0 | 365.0 |
| 19 | 1870 | Dr. Sumangala | 104.5 | 92.5 | 5.0 | 202.0 | 50.0 | 14.0 | 0.0 | 95.0 | 3.0 | 2.5 | 0.0 | 1.0 | 0.0 | 165.5 | 367.5 | 365.0 |

| | | | | | | | | | | | | | | | | | | |
|----|-------|-------------------|-------|------|------|-------|------|------|-----|------|------|-----|-----|-----|------|-------|-------|-------|
| 20 | 1992 | Mrs. Anitha Joy | 110.5 | 87.5 | 3.5 | 201.5 | 50.0 | 14.0 | 0.0 | 96.0 | 3.5 | 1.5 | 0.0 | 0.0 | 0.0 | 165.0 | 366.5 | 365.0 |
| 21 | 1989 | Ms. Shristi Dass | 95.0 | 98.0 | 4.0 | 197.0 | 50.0 | 14.0 | 0.0 | 95.0 | 7.5 | 1.5 | 0.0 | 0.0 | 1.5 | 169.5 | 366.5 | 365.0 |
| 22 | 2096 | Mr. Kevin Frank | 109.0 | 89.5 | 11.5 | 210.0 | 50.0 | 14.0 | 0.0 | 88.5 | 2.5 | 0.0 | 0.0 | 0.0 | 0.0 | 155.0 | 365.0 | 365.0 |
| 23 | 1979 | Mrs. Sibani Padhi | 103.5 | 86.5 | 3.5 | 193.5 | 46.0 | 13.0 | 0.0 | 82.0 | 7.5 | 0.0 | 0.0 | 0.0 | 23.0 | 171.5 | 365.0 | 365.0 |
| 24 | 20106 | Ms. Anugraha | 108.0 | 80.5 | 4.5 | 193.0 | 47.0 | 14.0 | 0.0 | 85.0 | 6.5 | 0.0 | 0.0 | 0.0 | 0.5 | 153.0 | 346.0 | 346.0 |
| 25 | 20105 | Dr. Mangalagouri | 114.5 | 77.5 | 4.5 | 196.5 | 47.0 | 14.0 | 0.0 | 81.0 | 6.5 | 0.0 | 0.0 | 0.0 | 1.0 | 149.5 | 346.0 | 346.0 |
| 26 | 21116 | Ms.Irene Ann | 3.0 | 65.5 | 0.0 | 68.5 | 12.0 | 2.0 | 0.0 | 7.0 | 0.5 | 0.0 | 0.0 | 0.0 | 0.0 | 21.5 | 90.0 | 90.0 |
| 27 | 1412 | Mrs. Eliamma | 223.5 | 39.0 | 0.0 | 262.5 | 50.0 | 16.0 | 0.0 | 18.5 | 17.0 | 0.0 | 0.0 | 1.0 | 0.0 | 102.5 | 365.0 | 365.0 |
| 28 | 1415 | Mrs. Archana K | 225.5 | 45.0 | 0.0 | 270.5 | 50.0 | 16.0 | 0.0 | 13.0 | 14.5 | 4.5 | 0.0 | 0.0 | 1.0 | 99.0 | 369.5 | 365.0 |
| 29 | 1641 | Mrs. Lissy K | 215.0 | 29.0 | 0.0 | 244.0 | 50.0 | 16.0 | 0.0 | 25.0 | 24.0 | 0.0 | 0.0 | 2.0 | 4.0 | 121.0 | 365.0 | 365.0 |
| 30 | 1652 | Mr. Swamy K | 224.5 | 18.0 | 0.0 | 242.5 | 49.0 | 16.0 | 0.0 | 20.0 | 19.5 | 0.0 | 0.0 | 1.0 | 17.0 | 122.5 | 365.0 | 365.0 |
| 31 | 1843 | Mr. Saif Ullah | 213.5 | 40.0 | 0.0 | 253.5 | 49.0 | 16.0 | 0.0 | 18.0 | 18.0 | 6.0 | 2.0 | 0.0 | 8.5 | 117.5 | 371.0 | 365.0 |
| 32 | 1994 | Mr. Joseph | 210.5 | 42.5 | 0.0 | 253.0 | 50.0 | 16.0 | 0.0 | 12.0 | 25.0 | 0.0 | 0.0 | 1.5 | 7.5 | 112.0 | 365.0 | 365.0 |
| 33 | 20109 | Mr. Ajay John | 209.5 | 29.0 | 0.0 | 238.5 | 45.0 | 15.0 | 0.0 | 25.5 | 16.0 | 2.5 | 0.0 | 0.0 | 2.0 | 106.0 | 344.5 | 342.0 |
| 34 | 20112 | Ms. Anitta | 79.5 | 27.0 | 0.0 | 106.5 | 21.0 | 6.0 | 0.0 | 26.0 | 3.0 | 0.0 | 0.0 | 0.0 | 3.5 | 59.5 | 166.0 | 166.0 |

 Resigned
Employees